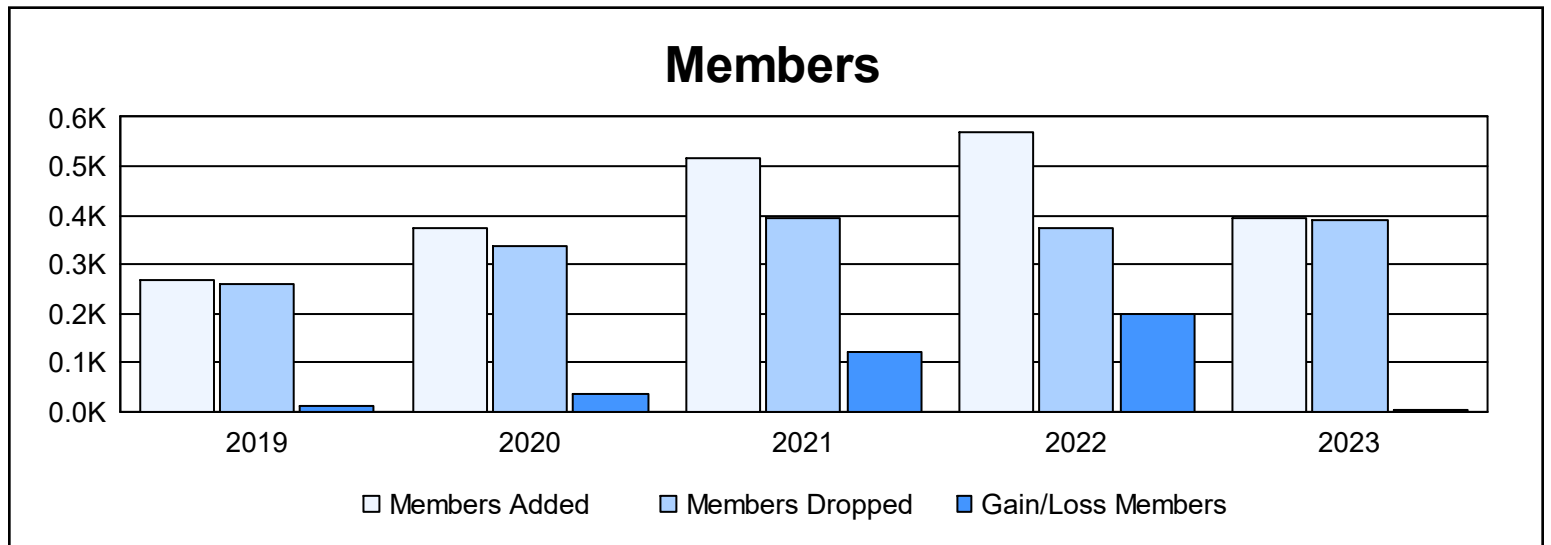
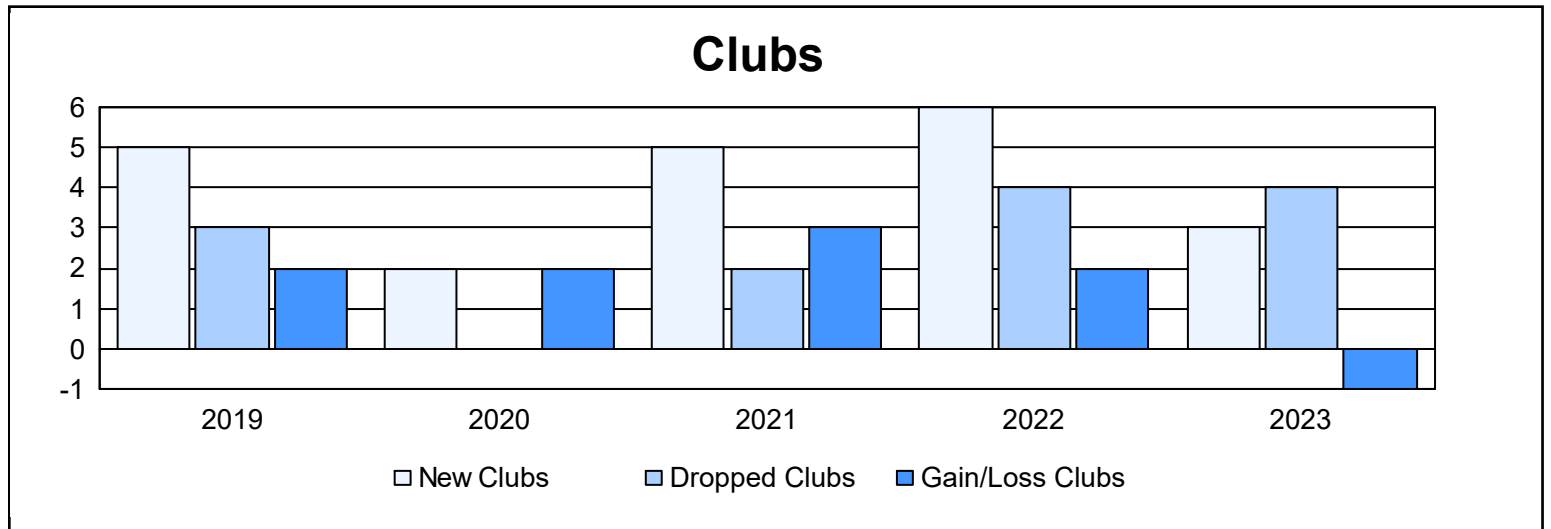
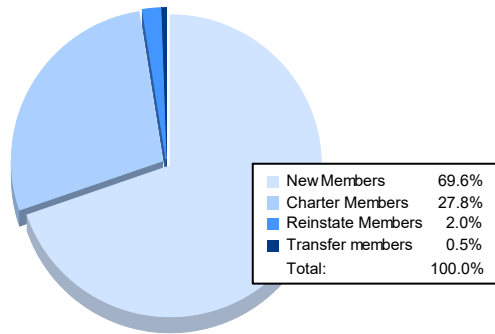


| Year | New Clubs | Dropped Clubs | Gain/ Loss Clubs | New Members | Charter Members | Reinstate Members | Transfer Members | Total Member Added | Total Members Dropped | Gain/ Loss Members |
|----------------|-----------|---------------|------------------|-------------|-----------------|-------------------|------------------|--------------------|-----------------------|--------------------|
| 2018-2019 | 5 | 3 | 2 | 125 | 134 | 10 | 1 | 270 | 260 | 10 |
| 2019-2020 | 2 | 0 | 2 | 172 | 68 | 131 | 3 | 374 | 337 | 37 |
| 2020-2021 | 5 | 2 | 3 | 281 | 195 | 39 | 0 | 515 | 393 | 122 |
| 2021-2022 | 6 | 4 | 2 | 327 | 216 | 28 | 0 | 571 | 373 | 198 |
| 2022-2023 | 3 | 4 | -1 | 275 | 110 | 8 | 2 | 395 | 390 | 5 |
| Average | 4 | 3 | 2 | 236 | 145 | 43 | 1 | 425 | 351 | 74 |



Membership Composition June 2023 Cumulative



Gender Composition June 2023 Cumulative

